

Photometric determination



Contents

- 131 Applications and meter overview
- 132 Routine and spectral analysis
- 133 The pHotoFlex®, photoLab® and photoLab® 7000 Series
 - 134 photoLab®7000 spectrophotometer
 - 141 photoLab® S6 and S12
 - 143 pHotoFlex®
- 148 Thermoreactors
- 150 Reagents and optical reagent-free methods
- 160 Testing equipment
- 162 General instructions
- 162 Reagent-free tests

Applications and meter overview

Photometric determination is an important measurement procedure for routine analysis in water , production industry, and in environmental monitoring. But also, for special measurement tasks and quality control in industry, development, research and education.

	Laboratory photometer				Portable photometer		
	photoLab® 7100 VIS	photoLab® 7600 UV-VIS	photoLab® S6	photoLab® S12	pHotoFlex® STD	pHotoFlex® pH	pHotoFlex® Turb
● yes							
✓ recommended							
✓ recommended for some applications							
– not recommended/not present							
Photometric determinations	●	●	●	●	●	●	●
Electrochemical pH/ORP measurement						●	●
Turbidity measurement as per DIN JSO							●
Reagent-free COD, nitrate, nitrite		●					
Spectrophotometer (_adjustable wave lengths)	✓	✓					
Filter photometer			✓	✓			
LED + optical filter					✓	✓	✓
6 wavelengths			✓		✓	✓	✓
12 wavelengths				✓			
IR-LED							✓
Programs for test kits	✓	✓	✓	✓	✓	✓	✓
Round cells 16/28	✓/-	✓/-	✓/-	✓/-	✓/✓	✓/✓	✓/✓
Rectangular cuvettes 10, 20, 50 mm	✓	✓		✓			
AQA support	✓	✓	✓	✓	✓	✓	✓
Barcode support	✓	✓	✓	✓	optional	optional	optional
Sample ident. Number	✓	✓	✓	✓	✓	✓	✓
Special methods NH ₃ , CO ₂	✓	✓				✓	✓
Reagent-free data base correction: Reagent-free (reagent-free COD, nitrate, nitrite)		✓					
User-defined programs	✓	✓		✓	✓	✓	✓
Comprehensive programming	✓	✓					
Multi-wavelength measurement/scans	✓	✓					
Color measurement, PC-based	✓	✓					
Coloration	✓	✓	✓	✓	✓	✓	✓
Kinetics	✓	✓		✓			
pH/ORP/Turb					-/-	✓/✓/-	✓/✓/✓
PC software data management + LIMS connection	✓	✓			✓	✓	✓
PC interface USB / Ethernet / RS232	✓/✓/-	✓/✓/-	-/-/✓	-/-/✓	-/-/✓	-/-/✓	-/-/✓
Battery/rechargeable battery	-/-	-/-	-/✓	-/✓	✓/-	✓/optional	✓/optional
Car battery adapter for off-line use	✓	✓					
Field case set/field case	-/✓	-/✓			✓/✓	✓/✓	✓/✓
	see page	138	139	141	141	144	145

	Thermoreactors		
	CR 2200	CR 3200	CR 4200
Routine analysis	✓	✓	✓
Routine programs for wastewater/electroplating	✓	✓	✓
User-defined programs up to 170°C		✓	✓
Two different digestion programs in parallel			✓
AQA		✓	✓

Systematic and spectral analysis – routine measurement and photometric investigation

Photometric determinations can be divided into two large groups.

The **routine measurement** of measuring parameters in water analysis, also known as systematic analysis, facilitates a simple and quickly readable measurement with minimum effort using commercial test kits and the associated method data in the photometer. Thus, the analyte to be measured is transformed to a measurable colorant with the relevant reagents. The coloration results from the absorption of particular light components (wavelengths) from white light. Measurements are usually taken at the wavelength with the highest absorption.

Such routine measurements are standard tasks in water analysis of wastewater, drinking water or environmental monitoring.

Photometers and optimized test kits for various measurement ranges form a system, which is harmonized. Method data and programs as well as measuring ranges for the respective test kits are not identical in different photometer models due to the optical variations such as light sources.

Spectral analysis is particularly useful for studies of unknown substances, methods development and for optimizing testing systems: In order to, for example, determine the maximum absorption and thus the suitable wavelength for test systems, spectra are taken over a wider wavelength range. Thus, the highest peak and most suitable absorption is detected. In addition there are investigations such as enzyme kinetics or multi-wavelength measurements. A further aspect is color measurement for the product quality analysis and assurance.

What do all of the series offer?

- **Proven quality**
- **Intuitive operation**
- **The highest precision**

Three classes of photometric instruments for different applications:
 pFotoFlex® series portable LED photometers (left)
 photoLab® S series filter photometers (bottom right)
 photoLab® 7000 series spectrophotometers (top right)



Portable and precise: the pHotoFlex[®], photoLab[®] and photoLab[®] 7000 Series

Mobile measurement with the pHotoFlex [®] Series	Lab Measurement with photoLab [®] S6/S12 and the photoLab [®] 7000 Series
<p>Measurement in changing locations is the focus. The meters are:</p> <ul style="list-style-type: none"> energy-efficient robust portable precise <p>These requirements are backed up by special optics with a combination of LED and filters. The robustness of the portable pHotoFlex[®] meters is based on the low warm-up and long lifetime of LEDs used. With two cuvette sizes, the largest possible measurement ranges and the use of most common test kits are made possible using the LabStation and LSdata PC software for comfortable data management.</p>	<p>Highest standards are required in the laboratory as basis of research, routine measurements and to ensure effluent compliance. To meet these needs, the instruments offer:</p> <ul style="list-style-type: none"> AQA/IQC precise measurement wide measurement ranges convenience features, such as test and cuvette recognition. The reference beam optics and stable laboratory temperatures enable full pre-settings with higher work comfort. <p>Additional features of the photoLab[®] 7000 Series:</p> <ul style="list-style-type: none"> Testing from 190 - 1100 nm Reagent-free measurement of COD, nitrate and nitrite AQA and user administration Spectra, kinetics and multi-wavelength readings Data transfer via USB, even in large user environments

Photometer applications

	Portable photometers			Filter photometer		Spectrophotometers	
	pHotoFlex [®]			photoLab [®]			
	STD	pH	Turb	S6	S12	7100 UV	7600 UV-VIS
Applications / Application fields	Environmental monitoring, water analysis	Environmental monitoring, water analysis, drinks industry, wine industry, process monitoring, areas with different measurement tasks (photometry, pH, turbidity)		Routine measurements in waste and drinking water, field use optional	Routine measurements in waste and drinking water, wide-ranging laboratory testing tasks, field use optional	Spectral and special analyses in industry, teaching and research, and all analyses of routine measurements with standard parameters in waste and drinking water, as well as environmental analysis, on-site use	
Wavelengths	436, 517, 557, 594, 610, 690 nm	436, 517, 557, 594, 610, 690 nm	436, 517, 557, 594, 610, 690 nm, 860 nm (IR)	340, 445, 525, 550, 605, 690 nm	340, 410, 445, 500, 525, 550, 565, 605, 620, 665, 690, 820 nm	320 nm - 1100 nm (VIS), fully adjustable	190 nm - 1100 nm (UV-VIS), fully adjustable
Optical system	LED with filter	LED with filter	LED with filter	Filter/reference beam		Monochromator/beam-in + AutoCheck	
Special functions	–	pH/ORP	pH/ORP, turbidity	–	Kinetics	Absorption spectra, kinetics, multiple wavelength measurement, environmental parameters, routine and special measurements with AQA support, PC software photoLab [®] spectral data	
Data sets	100	1000	1000				
Custom methods	50	100	1000	no	50	1000, 20 profiles	
Cuvettes	Round: 16 mm (variable height: 91 - 104 mm), 28 mm			Round 16 mm	Round and rectangular 10, 20, 50 mm		

The photoLab®7000 Spectrophotometers

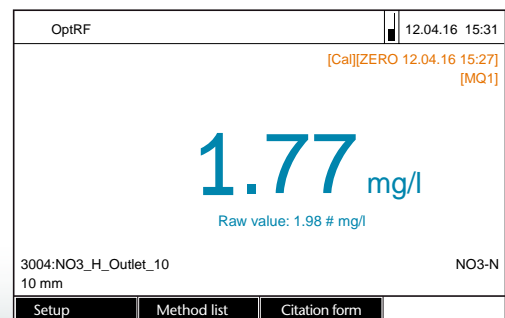
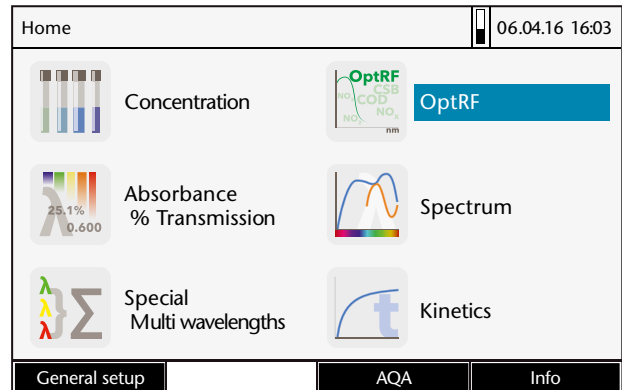
All in one, one for all!

WTW spectrophotometers offer a unique combination in this instruments class of systematic and spectral analysis functions with the revolutionary reagent-free OptRF measurement for COD, nitrate and nitrite. They can be used for a wide variety of applications, from water analysis to the wine industry to science and teaching.

The quality reference beam optics ensures the greatest precision and is supported by comprehensive user management for the highest level of data security.

Thanks to the self-explanatory menu, the user can intuitively and quickly achieve the desired result:


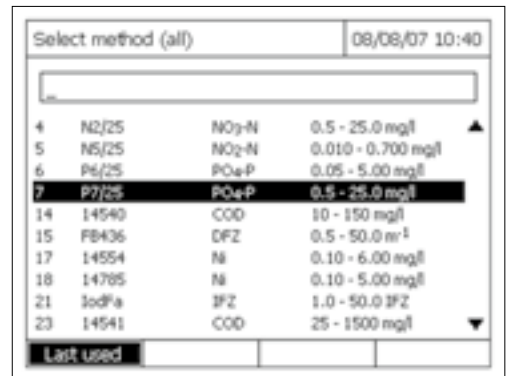
- Bright color screen for a clear view of work processes with color-marked additional information and visual evaluations.
- Direct function call-ups via function keys F1 to F4 for standard functions such as menu-related settings, dilution, unit, etc.
- Search masks for the simplest selection of parameters, methods, etc.
- Reliable and robust tactile keypad
- Filter data for specific measurement datasets
- Input screens for user-defined methods and complex programming
- USB and Ethernet connection for data processing: Update, printing to PDFs and printers, saving and data export with LIMS connection



Systematic analysis - routine measurement of standard parameters

The photoLab® 7000 Series offers proven and innovative functionalities for routine measurements in water analysis as well as standard laboratory tasks.

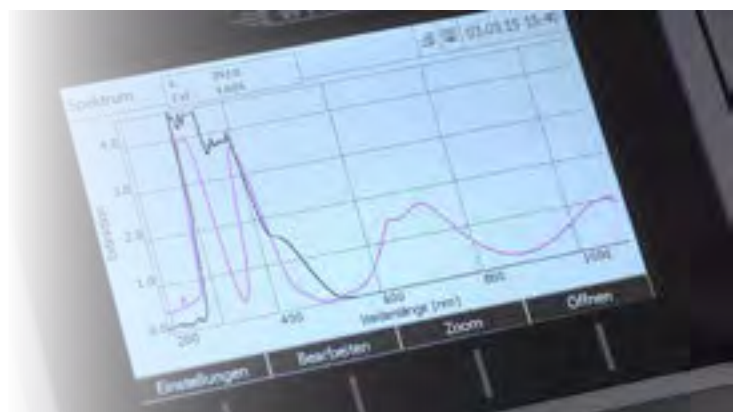
- Round *and* rectangular cuvettes with barcode recognition for large measurement ranges
- Automatic cuvette recognition with automatic measurement range selection
- More than 250 methods for commercial test kits
- Direct methods such as SAC, UVT, coloring
- Color measurement as per APHA 2120F
- Application packets and methods such as chlorophyll, brewing trade, etc.
- Custom routine methods
- OptRF: Unique optical reagent-free measurement of COD, nitrate and nitrite with photoLab® 7600



Spectral analysis - from spectra to kinetics to programming

The photoLab® 7000 Series facilitates comprehensive laboratory analysis from water to research and teaching, even when on the go:

- Optical reagent-free measurement (OptRF) of COD, nitrate and nitrite via spectral measurement with evaluation between 200 and 390 nm,
- Kinetics with maximum or freely adjustable measurement count, time intervals and start delay.
- Spectra with custom definable wavelength range
- Multiple wavelength measurements
- Special tasks/form inputs for comprehensive measurement processes
- 20 profiles and 6 colors can be saved



Analytic quality assurance – for result security

Analytic quality assurance (AQA) has become a must for all branches of industry to ensure and document plausible and correct measurement results.

The photoLab® 7000 Series enables AQA with monitoring of the photometer and measurements. AQA can be switched on and off as desired and offers a monitoring function through:


- Administrator, user and guest rights
- Adjustable inspection intervals for Photometer and test kits
- PhotoCheck: Photometer check incl. check for linearity (3 wavelengths at 4 measurement points)
- Selection for gray filter and test standards
- Standards for individual parameters and CombiChecks
- Matrix check with pile-up



AQA2 setup		08/16/07 18:25
General		
Mode	Measurements	
Lock methods	Yes	
Method	6: P6/25	
AQA2	AQA2 inactive	
Interval	50 Measurements	
Target value	0.80 mg/l PO ₄ -P	
Tolerance	0.08 mg/l PO ₄ -P	
Standard ID		
Method		Apply

- Comprehensive test equipment
- MatrixCheck documentation
- User management

IQ LabLink – the connection to the IQ SENSOR NET process monitoring system



IQ-LabLink				08/21/08 11:51
Job number:	850	Date:	08/21/08	
Sensor type:	PHICOM+7000	Serial number:	0468001	
Sensor name:	0468001	Photometer:	photoLab 6180 VCS	
User:	admin	Serial number:	07448001	
		Date:	08/21/08	
Parameter	Value of sensor	Lab value	Status	
am4	2.2 mg/l (133 mV)	---	--	
NO3-N	8.5 mg/l (1201 mV)	---	--	
K	23.9 mg/l (217 mV)	---	--	
Job status: In process				
Please select the parameter and start measurement process by pressing <[TAB]/ENTER>				
				Select Job

IQ LabLink creates an automatic connection between the WTW IQ SENSOR NET process monitoring system and photometric laboratory measurement.

As all wastewater has a specific material composition (matrix), from time to time a fine adjustment of the online measurement is carried out via a matrix adjustment. The values for the matrix adjustment are determined with a photometer and transferred back to the correct sensor – without any cable clutter!

- Simple selection of the measurement settings
- Clearly listed multiple measurements
- Data output with commentary function




- Comfortable and menu-prompted reconciliation procedure
- Secure and fast data transfer via USB
- Automatic allocation when several sensors are used

photoLab® color - color measurement instead of color perception

The photometric color measurement stands out in comparison to the visual procedure due to its objective and precise measurement: photoLab® color enables PC-controlled color measurement with the spectrophotometers of the photoLab® 6000 and 7000 Series for the quality control of substances from water to wine or from resin to sugar.

photoLab® color shines with its easy method selection and clearly listed multiple measurements with data output and commentary options. Supported measurements include CIE 15:2004, ADMI, Hazen, Yellowness, Gardner, etc.



-  **PC-controlled**
-  **Conforming to standards**
-  **CSV and PDF export**



photoLab® Data spectral - data management made simple

The PC software module photoLab® Data spectral is for the photometers of the photoLab® 6000/7000 Series photometers. It offers a clear interface for easy data exchange between PCs and photometers as well as the GLP compliant further processing of datasets with LIMS or spreadsheet programs.

Brewery application package for the photoLab® 6000/7000 Series

The package contains MEBAK standard methods for the measurement of the typical parameters in the brewing industry (EBC)

α-acids	Standard methods
Anthocyanins (Harris - Rickett method)	EBC
Bear measurement in beer*	EBC
Beer coloring	EBC
Beer measurement in wort*	EBC
Copper	EBC, cuprethol method
Flavonoids	EBC
Free amino nitrogen (FAN) in darker beers	EBC (with notification)
Free amino nitrogen (FAN) in darker worts	EBC (with notification)
Free amino nitrogen (FAN) in light beer	EBC (with notification)
Free amino nitrogen (FAN) in light worts	EBC (with notification)
Iron	EBC methods with calibration line
Iso-α-acids (only with photoLab® 7600 UV-VIS!)	Multiple wavelength method
Nickel	EBC
Photometric iodine test	Method with adjustment factor
Reduction capacity	
Steam-volatile phenols	Methods with calibration line
Thiobarbituric acid count TBA in beer and wort	
Thiobarbituric acid count TBA in congress wort	
Total carbohydrate	EBC
Total polyphenols	EBC
Vicinal diketones (diacetyl, 2,3-pentanedione)	EBC

photoLab® 7100 VIS Spectrophotometer - Simplifying the routine



photoLab® 7100 VIS

- 320 - 1100 nm
- More than 250 standard methods
- Special methods
- Color measurement

From aquaculture to environmental monitoring

Fast and cost-effective routine analysis with AQA for wastewater, drinking water, environmental monitoring, and monitoring authorities as well as special procedures for environmental parameters such as chlorophyll or industrial fish farming.

From wine to science

Menu based guidance makes complex application procedures in the food and beverage industry, production operations, or service laboratories fast, simple, and clear.

- Preprogrammed multi-step or multiple wavelength methods
- Comprehensive programming options for user applications
- Absorption spectra and kinetics measurements
- Instruction in essentials and modern photometrics in teaching and training.
- Complex color measurement with the PC-based software photoLab® color (see page143).

photoLab® 7600 UV-VIS Spectrophotometer - with OptRF



photoLab® 7600 UV-VIS


The photoLab® 7600 UV-VIS spectrophotometers combines tried and tested routine functions with pathbreaking spectral analytical functions and OptRF for reagent-free measurement. It is the one system for reference measurements for process systems to special applications in laboratory analysis.

- **190 - 1100 nm**
- **OptRF reagent free methods for COD, NO₃, NO₂**
- **Comprehensive programming options**

OptRF - optical reagent-free measurement of COD, nitrate and nitrite

OptRF has brought online measurement into the laboratory: COD, nitrate and nitrite can be recorded, calculated, and immediately displayed as a measurement value using a spectral scan in a quartz cuvette. The range of application for OptRF include:

- Communal wastewater treatment plants and, partially, septic tanks
- Many surface waters (COD, NO₃; after pre-tests)
- Cost-free measurement range check for routine analysis
- Quick reference measurement for the matrix adjustment of online sensors



- **Faster than the fastest digestion**
- **Free of cost due to no reagents or chemicals**
- **Environmentally-friendly and harmless to health**



UVT and SAC

These parameters are increasingly important for checking UV disinfection as well as monitoring of the organic load: There are a total of five methods with and without turbidity adjustment available.

From training to the sugar industry

There are special methods and comprehensive programming for user-defined applications available for varied and mixed tasks in the range of 190-1100 nm. This supports universities in research and training, mixed applications in the food and beverage production industries, or service laboratories with specialist tasks.

On the go with the photoLab® 7000 Series – mobile applications



photoLab® in the field case

The light and handy photoLab® 7000 series spectrophotometers can be used on-site with a car battery to, for example, monitor and take reference measurements of water operations and for official monitoring.

Alongside a transport case, a 12 V adapter cable for operation with standard trade car batteries is available as an accessory.

photoLab® Technical Data Spectrophotometer

Model	photoLab 7100 VIS	photoLab 7600 UV-VIS
Wavelength range (nm)	320-1100 nm	190-1100 nm
Optical system	Grating monochromator	
Light source	Wolfram halogen	Xenon flashbulb
Spectral bandwidth [nm]	4 nm	
Display	Backlit color 7-inch graphic display	
Wavelength precision (nm)	± 1 nm	
Wavelength reproducibility (nm)	< 0.5nm	
Photometric precision	- 0.003 E for E < 0.600; - 0.5 % of the display for 0.600 < E < 2.000	
Photometric reproducibility	- 0.003 E for E < 0.600; - 0.5 % of the display for 0.600 < E < 2.000	
Photometric dissolution	0.5% of the measurement value or 0.005 E in absorbance 2	
Photometric linearity	< 1% for E ≤ 2.000 in the range from 340 to 900 nm	
Scan speed [nm/s]	approx. 13 nm/s	approx. 16 nm/s
Scattered light	< 0.1% T at 340 and 408 nm	< 0.05% T at 340 and 408 nm
Interfaces	Ethernet, USB B, USB A	
Dimensions (L x W x H in cm)	404 x 197 x 314 mm (width x height x depth)	
Weight [kg]	approx. 4.5 kg	

Order information

Model		Order no.
photoLab® 7100 VIS	Spectrophotometer for spectral and systematic analytics of 320 – 1100 nm	250 203
photoLab® 7600 UV-VIS	Spectrophotometer for spectral and systematic analytics of 190 – 1100 nm	250 204
photoLab® color + Data spectral	PC software for color measurement and for simple data management	902 763
PL6-BREW	Application package for the brewing industry as per MEBAK/EBC	250 214
FC spectral 6/7	Transport case for the photoLab® 6000 and 7000 Series	250 212
ADA 12V	Adapter for 12V (auto-) operation for the photoLab® 6000 and 7000 Series	902 760

Accessories & cables see price list or www.WTW.com

photoLab® S6 and S12 – measure instantly and precisely!

The photoLab® Filter Photometers S6/S12 offer laboratory precision in combination with the greatest speed. This is particularly advantageous in routine operations for water analysis:

- **Multilevel AQA/IQC**
- **Automatic cuvette recognition**
- **Barcode recognition for all cuvette types**



Open cover, insert cuvette, read measurement immediately!

Speed and precision come from the filter technology used with reference beam technology. In connection with coded round and rectangular cuvette tests, a highly efficient and cost-effective measurement is possible for all requirements. The set wavelengths via highly precise filters provides a mechanical and therefore practically maintenance-free measurement instrument:

- AutoCheck for greater stability and precision
- Automatic cuvette recognition for *all* cuvette sizes used
- Automatic test recognition via barcodes for round *and* rectangular cuvette tests
- Automatic measurement activation
- **Analytic Quality Assurance AQA/IQC:**
- Large selection of programmed test kits: from easy round cuvette tests to cost-effective reagent tests

photoLab® S12 and S6



photoLab® S6

Filter photometers with 6 wavelengths for all current routine determinations with round cuvettes in wastewater and drinking water analytics, but also in training.

The instrument is therefore uncomplicated and easy to operate during:

- Occasional measurements
- The use of round cuvette tests for quick measurement results
- Standard measurements with simpler safeguarding

photoLab® S12

Filter photometers with 12 wavelengths for comprehensive routine measurements in service laboratories. Alongside coded quick test kits (round cuvettes), there are a large number of cost-effective reagent test kits for rectangular cuvettes available. The barcode support is also unique for these test kits in 10 mm, 20 mm and 50 mm rectangular cuvettes. As a result, the lowest concentration ranges can be determined even in drinking water analysis. In addition, 50 custom methods are programmable and kinetic measurements are possible:

The instrument is therefore highly efficient and cost-effective for:

- Routine determinations with a large number of samples
- Measurement of the lowest concentrations
- Custom applications with custom methods

Technical specifications: Filter photometer photoLab® S6/S12

	photoLab® S6 and S6-A	photoLab® S12 and S12-A
Type	Filter photometer	Filter photometer
Photodiode array for	6 wavelengths	12 wavelengths
Wavelengths nm	340, 445, 525, 550, 605, 690	340, 410, 445, 500, 525, 550, 565, 605, 620, 665, 690, 820
Custom methods	-	50
Auto zero adjustment	Yes	Yes
AutoSelect function	Yes	Yes
Cuvette recognition	Yes	Yes
Cuvette type	Round	Round, 10 mm, 20 mm and 50 mm
Data storage and time	500 data sets; with date and time	1000 data sets; with date and time
Essential functions	Concentration, absorption and transmission measurement, AQA/IQC, RS 232 interface	Concentration, absorption and transmission measurement, AQA/IQC, kinetics, RS 232 interface
Battery operation (optional)	1 work day, deep discharge protection, trickle charging with mains operation	1 work day, deep discharge protection, trickle charging with mains operation
Test mark	CE	CE
Guarantee period	2 years	2 years

Order information: Filter photometer photoLab® S6/S12

Model	Description	Order No.
photoLab® S6	Mains version, universal plug (other mains supplies/country variants on request)	250013
photoLab® S6-A	Battery version	250022
photoLab® S12	Mains version, universal plug (other mains supplies/country variants on request)	250024
photoLab® S12-A	Battery version	250026

For additional accessories and cables, see price list or www.WTW.com

pHotoFlex®: The “real” multi-parameter photometer for mobile applications

The pHotoFlex® Series offers the unique combination of photometrics, pH, ORP and turbidity measurements. It combines precision with low energy needs due to the use of optical filters in combination with LEDs for six wavelengths.

The electrochemical pH/ORP measurement and the turbidity measurement are integrated in the pHotoFlex® pH and pHotoFlex® Turb. This makes them the perfect companion for all on-site measurements: in treatment plants for wastewater and reference measurements, in drinking water analysis at wellheads or in cisterns, and last but not least for general water monitoring.

- **Precise and robust**
- **Different cuvettes usable**
- **AQA and GLP support**



pHotoFlex® field case set - the outdoor lab

pHotoFlex® instruments are handy, energy-efficient, and also offer many extras:

- Clever adapter solution for different cuvette types: ø 28 mm and 16 mm, lengths from 92 to 104 mm
- User guidance for simple operation, even without the manual
- Large test selection and large measurement ranges
- Storage with sample identification

- Integrated pH function with pHotoFlex® pH
- Turbidity measurement as per DIN 27027 / ISO 7027 and pH measurement with pHotoFlex® Turb
- Custom methods via the LSdata PC software
- Quick selection of the ten most common test kits from a favorites list
- Case sets with integrated “laboratory table” for comfortable on-site work (see page146)
- Easy work via barcode: Barcodes are contained in the analysis requirements. Simply hang barcode lists up in the workplace and select them via LabStation test with the barcode scanner



pHotoFlex® STD - portable photometer for on-site water analysis and routine measurement

The portable pHotoFlex® STD makes taking on-site photometric measurements for water analysis and other routine measurements simple, comfortable and energy-efficient. The basic model from the pHotoFlex® Series offers six wavelengths using LEDs, with approx. 3000 measurements possible per battery set.

100 pieces of measurement data can be stored, filtered and transferred to the PC or easily managed and processed using the optional LSdata PC software in a GLP-compliant way.

The pHotoFlex® STD is even easier to use in the laboratory in connection with a LabStation: mains operation and the use of a barcode reader is then possible. The LabStation also serves as a charging station for the rechargeable battery delivered along with it.



pHotoFlex® STD

- **Pure photometry**
- **Intuitive and easy to operate**
- **More than 180 methods**



pHotoFlex® pH – Portable photometer with pH measurement function



with pH measurement chain SenTix® 41

The pHotoFlex® pH portable photometer shows its strength in more complex tasks in multi-site environmental and process applications.

Integrated pH function

The integrated pH function facilitates measurements from pH 0-16 with automatic buffer recognition (TEC/NIST). The temperature compensation takes place automatically in the reliable measurement range of -5 ... 100 °C. The MultiCal® Routine facilitates automatic calibration with up to three calibration points.

- **Integrated pH and ORP measurement**
- **Automatic temperature compensation**
- **CO₂ and NH₃ determination**

pHotoFlex® Turb – the real multi-parameter photometer

pHotoFlex® Turb is the real multi-parameter photometer with pH, ORP, and turbidity measurement all-in-one instrument. It corresponds to the pHotoFlex® pH and also has an infrared light source (IR) for nephelometric turbidity measurement (90°) per DIN 27027/ISO 7027. The precision is equivalent to a laboratory turbidity meter. In combination with the AMCO Clear® Standards, the highest possible precision is also provided for the sensitive drinking water sector. As a result users with high AQA requirements can also carry out in-the-field water analysis at on-site cisterns or wells.

The calibration of the AMCO Clear® Standards delivered can be documented and - in addition to the measurement values - displayed via a RS 232 interface.



pHotoFlex® Turb

- **Turbidity measurement as per DIN 27027 / ISO 7027**
- **Measurement range 0-1100 NTU/FNU**
- **On-site quality control (QC)**

Sets in a portable case – secure on-site work!

The mini-laboratory with integrated "laboratory table" has compartments for the measurement instrument, cuvettes, measuring beakers, and a stand for the pH electrode.

Complete sets with:

- pH electrode SenTix® 41
- Calibration standard (pHotoFlex® Turb)
- LSdata for easy data management and method establishment
- Lots of useful accessories: Empty cuvettes, buffer solutions with pH 4.01 and 7.00, AK Laboratory 540 PC cable, stand for the pH electrode, cleaning cloths, screwdriver
- Optionally available with variably adjustable 5 ml pipette no. 250 546 (pHotoFlex® pH/Turb) or segmented syringes (pHotoFlex® STD)

- **The laboratory for enroute**
- **Integrated "laboratory table"**
- **Data management**



Mobile laboratory

LabStation and LSdata – The smart way to manage your measurement data!

With the portable pHotoFlex® pH photometers and the Turb® 430 turbidity meters, the LabStation provides the ideal laboratory solution. With the LSdata PC software the measurement data recorded can be easily processed on the PC. It is included in the LabStation and case set delivery package. LSdata is also available as an individual package. The LabStation also serves as a charging station for the included rechargeable battery set.

- GLP-compliant data export from the measurement instrument to the PC with user recognition
- Processing in *.XLS format, for, for example, the clear documentation of the respective individual sampling locations
- Custom methods can be created, managed and synchronized between PC and measurement instrument via a user-friendly dialog window.
- The calculation of the calibration curve for custom methods



Even more tests:

For field use, alongside lot-certified reagents, there are also simple powder tests for when you're on the go. pHotoFlex® offers the option to adjust the incline of calibration curves.

You can find the complete reagent program from page 150.



Technical data: pHotoFlex® portable photometers

Model	pHotoFlex® STD	pHotoFlex® pH	pHotoFlex® Turb
Light source	LED	LED	LED
Wavelengths nm	436, 517, 557, 594, 610, 690	436, 517, 557, 594, 610, 690	436, 517, 557, 594, 610, 690 + 860
Custom methods	50	100	100
Methods/software update	Via the Internet	Via the Internet	Via the Internet
Data memory	100 measurements	1000 measurements	1000 measurements
pH	–	0-16	0-16
Turbidity	–	–	0-1100 NTU/FNU
Precision	Photometry <2 nm wavelength precision, 0.005 abs. reproducibility pH – Turbidity (NTU/FNU) –	<2 nm wavelength precision, 0.005 abs. reproducibility ±0.01 pH –	<2 nm wavelength precision, 0.005 abs. reproducibility ±0.01 pH 0.01 NTU/FNU or ±2% of the measurement value
Calibration:	pH/turbidity –	3-point	3-point
Interface	RS 232, USB via adapter (optional)	RS 232, USB via adapter (optional)	RS 232, USB via adapter (optional)
Measurement type	Photometry	Photometry, pH, ORP	Photometry, pH, ORP, turbidity
Battery	4 Mignon (AA), over 3000 measurements	4 Mignon (AA), over 3000 measurements	4 Mignon (AA), over 3000 measurements
Rechargeable battery	Optional: LabStation	Optional: battery or Lab station	Optional: battery or Lab station
Test mark	cETLus	cETLus	cETLus
Guarantee	2 years	2 years	2 years

Order info: pHotoFlex® portable photometers and accessories

Model	Description	Order No.
pHotoFlex® STD	Portable photometer	251105
pHotoFlex® pH	Portable photometer with pH measurement	251100
pHotoFlex® Turb	Portable photometer with pH and turbidity measurement as per DIN 27027/ISO 7027	251110
pHotoFlex® pH/SET	Portable, universal LED filter photometer in field case with table insert, LSdata and accessories	251200
pHotoFlex® Turb/SET	Portable, universal LED filter photometer with pH and turbidity measurement in field case with table insert, calibration kit, LSdata and accessories	251210
LSdata	PC software for pHotoFlex®/Turb® 430 Series	902762
FC pHotoFlex®/Turb® 430	Field case and table insert for all pHotoFlex® and Turb® 430 models	251304
LS Flex/430	LabStation for all pHotoFlex® and Turb® 430 models with LSdata software, rechargeable battery and universal power supply	251301
RB Flex/430	Rechargeable battery for pHotoFlex® pH/Turb and Turb® 430 IR/T with universal power plug	251300

For further accessories & cables see price list or www.WTW.com

Thermoreactors for COD and all other thermal digestions

Thermoreactors are required for the determination of COD, total nitrogen or total phosphorous as well as electroplating. Due to the high reaction temperature over a defined time, the complete digestion of the sample is guaranteed. There are also three crack sets available for the sample digestion: Crack Set 10 (Model 14687, 100 digestions) and Crack Set 10-C (Model 14688, 25 cuvettes) for heavy metals, as well as Crack Set 20 for total nitrogen (Model 14963, 90 determinations).

The most important temperatures and digestion times are stored in the programs in each of the WTW Thermoreactors: there are eight easily selectable programs available. In addition, thermoreactors CR 3200 and CR 4200 also offer, alongside the eight set programs, the option of storing a further eight custom programs. The bores are suitable for cuvettes with an outer diameter of 16 mm.

CR 2200

If you have to carry out routine tasks in water analysis with smaller sample amounts, the CR 2200 is perfect for you: 12 sample cuvettes can be unlocked here with 8 programs at 100, 120, 148 and 150°C.



CR 3200

The CR 3200 has 2x12 cuvette slots, all of which can be opened with the same program. The CR 3200 also allows for eight custom programs with free selection of temperature up to 170 °C.



CR 4200

If you need to carry out several measurements at the same time, the CR 4200 is the right choice: using the two separately controlled thermo blocks for each 12 cuvettes, here, for example, you can carry out measurements for COD (148 °C) and total-N (120 °C) at the same time. 8 user-defined programs up to 170 °C are also possible



TFK CR Temperature Probe for quality assurance

The external TFK CR Temperature Probe (order no. 250100) is available as test equipment for the CR 3200 and CR 4200 models. The temperature probe can be inserted into the thermo reactor instead of a sample and provides the target and actual values determined either via a printer or via the PC.

It is therefore possible to monitor the digestion temperature and document it.



Quick digestion for COD

There are various programs in accordance with international standards for the COD digestion. Due to many user requests, a quick digestion is also available for 20 minutes at 148 °C, as this time period has been proven to be sufficient in practice in communal wastewater operations.

All devices have relevant timer functions. There will be a display on all thermoreactors when the reaction temperature is reached.

Safety measures

All thermoreactors have optimal heat transfer between the heat block and cuvette, and have a high level of safety. An integrated safety cover provides protection in the case of a potential cuvette break. On the heat block surface, a cover prevents the heat block being touched.

Application scopes and technical data: Thermoreactors

Application scope	CR 2200	CR 3200	CR 4200
Routine measurements	●	●	●
Wastewater	●	●	●
Specialist tasks in wastewater	–	●	●
Different programs in parallel	–	–	●
Number of samples, max.	1 x 12	2 x 12, same program	2 x 12, different programs
8 saved programs incl. COD quick digestion	100 °C 30 min, 60 min 120 °C with 30 min, 60 min, 120 min, 148 °C 120 min, 20 min, 150 °C 120 min	100 °C 30 min, 60 min 120 °C with 30 min, 60 min, 120 min, 148 °C 120 min, 20 min, 150 °C 120 min	100 °C 30 min, 60 min 120 °C with 30 min, 60 min, 120 min, 148 °C 120 min, 20 min, 150 °C 120 min
Custom programs	–	8 freely selectable 25-170 °C	8 freely selectable 25-170 °C
Control accuracy	±1 °C ±1 digit		
Protection class	I (as per DIN VDE 0700 Part 1/11.90)		
Device safety	EN 61010, UL 3101, CAN/CSA C22.2-1010; EN 61010-2-010, IEC-CAN/CSA C22.2-1010.2.010		
Dimensions	B: 256 mm H: 185 mm (closed) 290 mm (open) D: 315 mm		

Order information: Thermoreactors

Model	Description	Order No.
CR 2200	Reactor (230 VAC with Euro plug*) for COD and other chemical developments Suitable for the reception of 2x12 reaction cuvettes	1P21-1
CR 3200	Universal reactor (230 VAC with Euro plug*) for COD and other chemical developments Suitable for the reception of 2x12 reaction cuvettes	1P22-1
CR 4200	Universal reactor (230 VAC with Euro plug*) for COD and other chemical developments Suitable for the reception of 2x12 reaction cuvettes Two separately controllable heat zones.	1P23-1

For accessories & cables, see price list or www.WTW.com

*) other power plugs available

Reagents from A to Z - for every application the right test kit

Depending on the application, there are a variety of test kits available for routine investigations. Photometers and test kits together form a system in which each is coordinated with the other depending on optics and the wavelength used, and which offers various advantages:

For use with in-the-field photometers, test kits must be simple: The energy-efficient LED optics facilitate the monitoring process via the use of often simpler and more cost-effective test kits, for example, for a powder test. In the laboratory, on the other hand, the elaborate instrument technology with barcodes and the highest level of optical sensitivity is also mirrored in the highly-precise test kits available: through the use of barcodes, lot certificates and quality assurance support.

The reagent offering is continuously expanding with the development of new tests and inclusion of existing tests in the photometer offering. Just as important as selecting the right reagent is understanding that the instrument technology may impact the test range, depending on light source and optics. For example, LED photometers typically have a smaller measurement range vs. other light sources for the same test.

Reagents for routine tests

- **Quick, reliable, cost-effective**
- **The right test for every application**
- **Guaranteed results through AQA/IQC**



Measure correctly

Most errors result from the selection of the incorrect measurement range: Measurement tolerance increases closer to the upper and lower ends of the

measurement range. This is particularly significant in the lower range. Lot certificates show borders and key procedural data. So, once again, please measure with the right test kit!

Test type overview

Labeling: ● = round cuvette test TC = cuvette test TP = powder test ■ = reagent tests

Type	Cuvette test	Reagent test	Powder test
Lot certificate	With certificate (●) for the highest precision Without certificate (TC) for very good precision	With certificate (■) for the highest precision	Without certificate (TP), precise
Test recognition	Barcode (●) and/or method selection	Barcode and/or method selection	Method selection, barcode optional (external)
Advantages:	Reaction cuvette with barcode or method selection, 16 mm: Sample addition, insertion, measurement and reading with minimum work effort AQA support for stored results	Large measurement range for 10, 20 and 50 mm rectangular cuvettes, recording of the smallest concentrations in rectangular cuvettes up to 50 mm AQA support for stored results	Lowest pack size, simple test procedure, few utensils, for cuvettes in Ø 16 and 28 mm
Area of application:	Laboratory, infrequent work, or ease with very large sample sizes	Laboratory, low concentrations, routine, cost-effective work with very large sample sizes	Portable field measurements, screening and monitoring tasks

Reagents

Model	Measurement range (max. specification)	Cuvette (mm) ¹⁾ depending on photometer	ml	Order No.	Total	CC	SW	photoLab®			pHotoFlex®
								S6	S12	6000/7000	
Aluminum Al											
● 00594	0.02 - 0.50 mg/l Al	16	6	252068	25	-	✓	-	●	●	-
■ 14825	0.020 - 1.20 mg/l Al	10, 20, 50, 28	5	250425	300	✓	✓	-	●	●	●
TP AI-1 TP	0.002 - 0.250 mg/l Al	28	20	251400	100	-	-	-	-	-	●
Ammonia NH₃ (dependent on pH value and temperature)											
● 14544	0.09 - 3.00 mg/l NH ₃ (pH 8.5/25 °C) 0.5 - 16.0 mg/l NH ₄ -N	16	0.5	250329	25	✓	✓	-	-	●	●
■ 14752/1	0.002 - 0.730 mg/l NH ₃ (pH 8.5/25 °C) 0.010 - 3.00 mg/l NH ₄ -N	10, 20, 50, 16, 28	5	250426	500	✓	✓	-	-	●	●
■ 14752/2	0.002 - 0.730 mg/l NH ₃ (pH 8.5/25 °C) 0.010 - 3.00 mg/l NH ₄ -N	10, 20, 50, 16, 28	5	252081	250	✓	✓	-	-	●	●
TP NH ₄ -1 TP	0.01 - 0.50 mg/l NH ₄ -N 0.013 - 0.64 mg/l NH ₄ ⁺	28	10	251408	200	-	-	-	-	-	●
TC NH ₄ -2 TC (LR)	0.02 - 2.50 mg/l NH ₄ -N 0.03 - 3.20 mg/l NH ₄ ⁺	16	2	251997	50	-	-	-	-	-	●
TC NH ₄ -3 TC (HR)	0.4 - 50.0 mg/l NH ₄ -N 0.5 - 64.4 mg/l NH ₄ ⁺	16	0.1	251998	50	-	-	-	-	-	●
Ammonium NH₄											
● 14739	0.010 - 2,000 mg/l NH ₄ -N 0.01 - 2.58 mg/l NH ₄ ⁺	16	5	250495	25	✓	-	●	●	●	-
● A6/25	0.20 - 8.00 mg/l NH ₄ -N 0.26 - 10.3 mg/l NH ₄ ⁺	16	1	252072	25	✓	✓	●	●	●	●
● 14544	0.5 - 16.0 mg/l NH ₄ -N 0.6 - 20.6 mg/l NH ₄ ⁺	16	0.5	250329	25	✓	✓	●	●	●	●
● 14559	4.0 - 80.0 mg/l NH ₄ -N 5.2 - 103.0 mg/l NH ₄ ⁺	16	0.1	250424	25	✓	✓	●	●	●	-
■ 14752/1	0.010 - 3.00 mg/l NH ₄ -N 0.013 - 3.86 mg/l NH ₄ ⁺	10, 20, 50, 16, 28	5	250426	500	✓	✓	-	●	●	●
■ 14752/2	0.010 - 3.00 mg/l NH ₄ -N 0.013 - 3.86 mg/l NH ₄ ⁺	10, 20, 50, 16, 28	5	252081	250	✓	✓	-	●	●	●
■ 00683	2.0 - 150 mg/l NH ₄ -N 2.6 - 193 mg/l NH ₄ ⁺	10	0.1, 0.2	252027	100	✓	✓	-	●	●	-
TP NH ₄ -1 TP	0.01 - 0.50 mg/l NH ₄ -N 0.013 - 0.64 mg/l NH ₄ ⁺	20, 28	10	251408	200	-	-	-	-	●	●
TC NH ₄ -2 TC (LR)	0.02 - 2.50 mg/l NH ₄ -N 0.03 - 3.20 mg/l NH ₄ ⁺	16	2	251997	50	-	-	-	-	●	●
TC NH ₄ -3 TC (HR)	0.4 - 50.0 mg/l NH ₄ -N 0.5 - 64.4 mg/l NH ₄ ⁺	16	0.1	251998	50	-	-	-	-	●	●

Antimony: request application documents

AOX

● 00675	0.05-2,50 mg/l AOX	16		252023	25	-	-	●	●	●	-
---------	--------------------	----	--	--------	----	---	---	---	---	---	---

Arsenic

■ 01747	0.001 - 0.100 mg/l As	10, 20, 16	350	252063	30	-	-	-	●	●	●
---------	-----------------------	------------	-----	--------	----	---	---	---	---	---	---

in addition: AS absorption pipe required

252066

Ascorbic acid: request application documents

● = round cuvette test; TC = cuvette test; CC = CombiCheck; ml = sample volume (photoLab®); 1) Ø 16, 28
 ■ = reagent tests; TP = powder test; SW = sea water; □ 10, 20, 50

Model	Measurement range (max. specification)	Cuvette (mm) ¹⁾ depending on photometer	ml	Order No.	Total	CC	SW	photoLab®			pHotoFlex®
								S6	S12	6000/7000	
BOD (Biochemical Oxygen Demand)											
● 00687	0.5 - 3000 mg/l BOD	16	-	252028	50	-	✓	●	●	●	-
Boron B											
● 00826	0.05 - 2.00 mg/l B	16	4	252041	25	-	✓	-	●	●	-
■ 14839	0.050 - 0.800 mg/l B	10	5	250427	60	-	-	-	●	●	-
Bromate Br₂											
■ 00605	0.020 - 10.00 mg/l Br ₂	10, 20, 50	10	252014	200	-	-	-	●	●	-
Bromate: request application documents											
Cadmium Cd											
● 14834	0.025 - 1.000 mg/l Cd	16	5	250314	25	✓	-	●	●	●	●
■ 01745	0.002- 0.500 mg/l Cd	10, 20, 50, 28	10	252051	55	-	-	-	●	●	●
Calcium Ca											
■ 14815	1.0 - 160 mg/l Ca	10, 20, 16, 28	0.1	250428	100	-	✓	-	●	●	●
● 00858	10 - 250 mg/l Ca	16	1	252047	25	-	-	●	●	●	-
Carbon dioxide CO₂ (dependent on pH value and temperature)											
● / ■ 01758	14 - 275 mg/l CO ₂ (pH 6.5/18.6 °C) KS _{4,3} 0.40 - 8.00 mmol/l	16	1	252087	120	-	-	-	-	●	●
Chloride Cl											
● 14730	5 - 125 mg/l Cl	16	1	250353	25	✓	✓	●	●	●	●
■ 14897/1	2.5 - 250 mg/l Cl	10, 16	1, 5	250491	100	✓	✓	-	●	●	●
■ 14897/2	2.5 - 250 mg/l Cl	10, 16	1, 5	252082	175	✓	✓	-	●	●	●
Chlorine Cl₂ (f = free, t = total) 200* = 100 Cl₂ free + 100 Cl₂ total											
● 00595	0.03 - 6.00 Cl ₂ , f	16	5	250419	200	-	-	●	●	●	●
● 00597	0.03 - 6.00 Cl ₂ , f+t	16	5	250420	200*	-	-	●	●	●	●
■ 00598/1	0.010 - 6.00 Cl ₂ , f	10, 20, 50	10	252010	1200	-	-	-	●	●	-
■ 00598/2	0.010 - 6.00 Cl ₂ , f	10, 20, 50	10	252011	200	-	-	-	●	●	-
■ 00599	0.010 - 6.00 Cl ₂ , f+t	10, 20, 50	10	252012	200*	-	-	-	●	●	-
■ 00602/1	0.010 - 6.00 Cl ₂ , t	10, 20, 50	10	252013	200	-	-	-	●	●	-
■ 00602/2	0.010 - 6.00 Cl ₂ , t	10, 20, 50	10	252055	1200	-	-	-	●	●	-
TP Cl ₂ -1 TP	0.02 - 2.00 mg/l Cl ₂ , f	20, 28	10	251401	100	-	-	-	-	●	●
TP Cl ₂ -2 TP	0.5 - 5.0 mg/l Cl ₂ , f	20, 28	25	251402	100	-	-	-	-	●	●
TP Cl ₂ -3 TP	0.02 - 2.00 mg/l Cl ₂ , t	20, 28	10	251414	100	-	-	-	-	●	●
TP Cl ₂ -4 TP	0.5 - 5.0 mg/l Cl ₂ , t	20, 28	10 +15 H ₂ O	251415	100	-	-	-	-	●	●
Chlorine dioxide ClO₂											
■ 00608	0.020 - 10.00 mg/l ClO ₂	10, 20, 50, 16, 28	10	252017	200	-	-	-	●	●	●
Chlorine fluid test (free and total) Cl₂											
● / ■	0.010 - 6.00 Cl ₂	16, 50	10			-	-	●	●	●	-
	00086 Reagent Cl ₂ -1			252077	200						
	00087 Reagent Cl ₂ -2			252078	400						

● = round cuvette test; TC = cuvette test; CC = CombiCheck; ml = sample volume (photoLab®); 1) Ø 16, 28
 ■ = reagent tests; TP = powder test; SW = sea water; □ 10, 20, 50

Model	Measurement range (max. specification)	Cuvette (mm) ¹⁾ depending on photometer	ml	Order No.	Total	CC	SW	photoLab®			pHotoFlex®
								S6	S12	6000/7000	
00088 Reagent Cl ₂ -3				252079	600						
00089 Accessories Cl ₂ (empty cuvettes etc.)				252080	25						
Chromate (chrome VI and total chrome) Cr											
● 14552	0.05 - 2.00 mg/l Cr	16	10	250341	25	-	✓	●	●	●	●
■ 14758	0.01 - 3.00 mg/l Cr	10, 20, 50	5	250433	250	-	✓	-	●	●	-
Chrome bath CrO₃: see reagent-free tests											
COD Chemical Oxygen Demand											
● 14560	4.0 - 40.0 mg/l COD (148 °C, 2 h)	16	3	250303	25	✓	-	●	●	●	-
● 01796	5.0 - 80.0 mg/l COD (148 °C, 2 h)	16	2	252092	25	✓	-	●	●	●	-
● C3/25	10 - 150 mg/l COD (148 °C, 2 h)	16	3	252070	25	✓	-	●	●	●	●
● 14895	15 - 300 mg/l COD (148 °C, 2 h)	16	2	250359	25	✓	-	●	●	●	●
● 14690	50 - 500 mg/l COD (148 °C, 2 h)	16	2	250304	25	✓	-	●	●	●	●
● C4/25	25 - 1500 mg/l COD (148 °C, 2 h)	16	3	252071	25	✓	-	●	●	●	●
● 14691	300 - 3500 mg/l COD (148 °C, 2 h)	16	2	250351	25	✓	-	●	●	●	●
● 14555	500 - 10000 mg/l COD (148 °C, 2 h)	16	1	250309	25	✓	-	●	●	●	●
● 01797	5000 - 90000 mg/l COD (148 °C, 2 h)	16	0.1	252093	25	-	-	●	●	●	●
TC	COD1 TC (LR)	3 - 150 mg/l COD (148 °C, 2 h)	16	251990	25	-	-	-	-	●	●
TC	COD2 TC (MR)	20 - 1500 mg/l COD (148 °C, 2 h)	16	251991	25	-	-	-	-	●	●
TC	COD3 TC (HR)	200 - 15000 mg/l COD (148°C, 2h)	16	251992	25	-	-	-	-	●	●
COD Chemical Oxygen Demand (quicksilver-free, chloride is also recorded and/or disrupts in higher concentrations)											
● 09772	10 - 150 mg/l COD (148 °C, 2h)	16	2	250301	25	✓	-	●	●	●	●
● 09773	100 - 1500 mg/l COD (148 °C, 2h)	16	2	250306	25	✓	-	●	●	●	●
Copper bath Cu: see reagent-free tests											
Copper Cu											
● 14553	0.05 - 8.00 mg/l Cu	16	5	250408	25	-	✓	●	●	●	●
■ 14767	0.02 - 6.00 mg/l Cu	10, 20, 50, 16, 28	10	250441	250	-	✓	-	●	●	●
TP	Cu-1 TP	0.04 - 5.00 mg/l Cu	20, 28	251403	100	-	✓	-	-	●	●
Cyanide (free and easily released cyanide) CN											
● 14561	0.010 - 0.500 mg/l CN	16	5	250344	25	-	-	●	●	●	●
■ 09701	0.002 - 0.500 mg/l CN	10, 20, 50	5, 10	250492	100	-	-	-	●	●	-

● = round cuvette test; TC = cuvette test; CC = CombiCheck; ml = sample volume (photoLab®); 1) Ø 16, 28
 ■ = reagent tests; TP = powder test; SW = sea water; □ 10, 20, 50

Model	Measurement range (max. specification)	Cuvette (mm) ¹⁾ depending on photometer	ml	Order No.	Total	CC	SW	photoLab®			pHotoFlex®
								S6	S12	6000/7000	
Cyanuric acid											
■ 19253	2 - 160 mg/l cyanuric acid	20	5	252091	100	-	-	-	●	●	-
DEHA/oxygen binder											
■ 19251	0.020 - 0.500 mg/l DEHA	20	10	252089	200	-	-	-	●	●	-
TP DEHA TP	0.004 - 0.450 mg/l DEHA	20, 28	25	251421	100	-	-	-	-	●	●
Detergents: see tensides: anionic, cationic, non-ionic											
Flouride F											
● 00809	0.10 - 1.80 mg/l F	16	50	252094	25	-	-	●	●	●	●
■ 14598/1	0.10 - 20.0 mg/l F	10	5/0.5	252048	100	-	-	-	●	●	-
■ 14598/2	0.10 - 20.0 mg/l F	10	5/0.5	252083	250	-	-	-	●	●	-
Formaldehyde HCHO											
● 14500	0.10 - 8.00 mg/l HCHO	16	2	250406	25	-	-	●	●	●	●
■ 14678	0.02 - 8.00 mg/l HCHO	10, 20, 50	3	250331	100	-	-	-	●	●	-
Gold Au											
■ 14821	0.5 - 12.0 mg/l Au	10, 16	2	250436	80	-	✓	-	●	●	●
Halogens (total): see chlorine Cl ₂ , bromide Br ₂ , Iodine I ₂ , Chlorine dioxide ClO ₂ , Ozone O ₃											
Hazen: see reagent-free tests: Coloring											
Heavy metals: see iron Pb, cadmium Cd, chrome Cr											
Hydrazine N₂H₄											
■ 09711	0.005 - 2.00 mg/l N ₂ H ₄	10, 20, 50	5	250493	100	-	-	-	●	●	-
TP N ₂ H ₄ -1 TP	0.004 - 0.600 mg/l N ₂ H ₄	20, 28	10	251416	100	-	-	-	-	●	●
Hydrogen peroxide H₂O₂											
● 14731	0.25 - 20.0 mg/l H ₂ O ₂	16	10	250402	25	-	✓	-	●	●	-
■ 18789	0.015 - 6.00 mg/l H ₂ O ₂	10, 20	8	252067	100	-	-	-	●	●	-
Iod I₂											
■ 0606	0.050 - 10.00 mg/l I ₂	10, 20, 50	010	252015	200	-	-	-	●	●	-
Iodine color index: see reagent-free tests: Coloring											
Iron Fe											
● 14549	0.05 - 4.00 mg/l Fe	16	5	250349	25	✓	✓	●	●	●	●
● 14896	1.0 - 50.0 mg/l Fe	16	1	250361	25	-	-	●	●	●	●
■ 14761/1	0.005 - 5.00 mg/l Fe	10, 20, 50, 16, 28	5	250435	1000	✓	✓	-	●	●	●
■ 14761/2	0.005 - 5.00 mg/l Fe	10, 20, 50, 16, 28	5	250439	250	✓	✓	-	●	●	●
■ 00796	0.010 - 5.00 mg/l Fe	10, 20, 50	8	252042	150	✓	✓	-	●	●	-
Fe-1 TP	0.012 - 1.800 mg/l Fe	16, 28	10	251404	100	-	-	-	-	●	●
TP Fe-2 TP	0.02 - 3.00 mg/l Fe	16, 28	10	251405	100	-	-	-	-	●	●
Lead Pb											
● 14833	0.10 - 5.00 mg/l Pb	16	5	250313	25	✓	-	●	●	●	-
■ 09717	0.010 - 5.00 mg/l Pb	10, 20, 50, 16, 28	8	252034	50	✓	-	-	●	●	●

● = round cuvette test; TC = cuvette test; CC = CombiCheck; ml = sample volume (photoLab®); 1) Ø 16, 28
 ■ = reagent tests; TP = powder test; SW = sea water; □ 10, 20, 50

Model	Measurement range (max. specification)	Cuvette (mm)1) depending on photometer	ml	Order No.	Total	CC	SW	photoLab®			
								S6	S12	6000/7000	pPhotoFlex®
Magnesium Mg											
● 00815	5.0 - 75.0 mg/l Mg	16	1	252043	25	-	✓	●	●	●	
Manganese Mn											
■ 01739	0.005 - 2.00 mg/l Mn	10, 20, 50	8	252056	250	-	-	-	●	●	
■ 14770/1	0.01 - 10.0 mg/l Mn	10, 20, 50, 16, 28	5	250442	500	✓	✓	-	●	●	
■ 14770/2	0.01 - 10.0 mg/l Mn	10, 20, 50, 16, 28	5	252084	250	✓	✓	-	●	●	
● 00816	0.10 - 5.00 mg/l Mn	16	7	252035	25	✓	-	●	●	●	
TP Mn-1 TP	0.2 - 20.0 mg/l Mn	20, 28	10	251406	100	-	-	-	●	●	
TP Mn-2 TP	0.007 - 0.700 mg/l Mn	20, 28	10	251417	100	-	-	-	●	●	
Molybdenum Mo											
● 00860	0.02 - 1.00 mg/l Mo	16	10	252040	25	-	-	-	●	●	
TP Mo-1 TP	0.3 - 35.0 mg/l Mo	20, 28	10	251407	100	-	-	-	●	●	
TP Mo-2 TP	0.3 - 40.0 mg/l Mo	20, 28	25	251418	100	-	-	-	●	●	
Monochloramine											
■ 01632	0.05 - 10.0 mg/l Cl ₂ , t	10, 20, 50	10	252057	150	-	-	-	●	●	
Sodium Na											
● 00885	10 - 300 mg/l Na	16	0.5	252044	25	-	-	●	●	●	
Nickel bath: see reagent-free tests											
Nickel Ni											
● 14554	0.10 - 6.00 mg/l Ni	16	5	250409	25	✓	-	●	●	●	
■ 14785	0.02 - 5.00 mg/l Ni	10, 20, 50, 28	5	250443	250	✓	-	-	●	●	
Nitrate NO₃											
● 14556	0.10 - 3.00 mg/l NO ₃ -N 0.4 - 13.3 mg/l NO ₃	16	2	250411	25	✓	✓	-	●	●	
● N2/25	0.5 - 25.0 mg/l NO ₃ -N 2.2 - 110.7 mg/l NO ₃	16	1	252073	25	✓	-	●	●	●	
● 14542	0.5 - 18.0 mg/l NO ₃ -N 2.2 - 79.7 mg/l NO ₃	16	1.5	250410	25	✓	-	●	●	●	
● 14764	1.0 - 50.0 mg/l NO ₃ -N 4 - 221 mg/l NO ₃	16	0.5	250347	25	✓	-	●	●	●	
● 00614	23 - 225 mg/l NO ₃ -N 102 - 996 mg/l NO ₃	16	0.1	252019	25	-	-	●	●	●	
■ 14942	0.2 - 17.0 mg/l NO ₃ -N 0.9 - 75.3 mg/l NO ₃	10, 16	1	250422	50	✓	✓	-	●	●	
■ 14773	0.2 - 20.0 mg/l NO ₃ -N 0.9 - 88.5 mg/l NO ₃	10, 20	1.5, 3	250444	100	✓	-	-	●	●	
■ 09713/1	0.10 - 25.0 mg/l NO ₃ -N 0.40 - 110.7 mg/l NO ₃	10, 20, 50	0.5	250421	90	✓	-	-	●	●	

● = round cuvette test; TC = cuvette test; CC = CombiCheck; ml = sample volume (photoLab®); 1) ∅ 16, 28
 ■ = reagent tests; TP = powder test; SW = sea water; □ 10, 20, 50

Model	Measurement range (max. specification)	Cuvette (mm) ¹⁾ depending on photometer	ml	Order No.	Total	CC	SW	photoLab®				pHotoFlex®
								S6	S12	6000/7000		
■ 09713/2	0.10 - 25.0 mg/l NO ₃ -N 0.40 - 110.7 mg/l NO ₃	10, 20, 50	0.5	252085	250	✓	-	-	●	●	-	-
TC NO ₃ -1 TC	0.2 - 30.0 mg/l NO ₃ -N 1 - 133.0 mg/l NO ₃	16	1	251993	50	-	-	-	-	●	●	-
Nitrite NO₂												
● N5/25	0.010 - 0.700 mg/l NO ₂ -N 2.2 - 2.30 mg/l NO ₂	16	5	252074	25	-	✓	-	●	●	●	●
■ 14776/1	0.002 - 1.00 mg/l NO ₂ -N 0.007 - 3.28 mg/l NO ₂	10, 20, 50, 16, 28	5	250445	1000	-	✓	-	●	●	●	●
■ 14776/2	0.002 - 1,000 mg/l NO ₂ -N 0.007 - 3.28 mg/l NO ₂	10, 20, 50, 16, 28	5	250440	335	-	✓	-	●	●	●	●
● 00609	1.0 - 90.0 mg/l NO ₂ -N 3.3 - 295.2 mg/l NO ₂	16	8	252069	25	-	-	-	●	●	●	-
TP NO ₂ -1 TP	0.002 - 0.300 mg/l NO ₂ -N 0.007 - 0.985 mg/l NO ₂	20, 28	10	251409	100	-	-	-	-	●	●	-
TC NO ₂ -2 TC	0.03 - 0.60 mg/l NO ₂ -N (LR) 0.10 - 1.97 mg/l NO ₂ (LR) 0.30 - 3.00 mg/l NO ₂ -N (HR) 0.99 - 9.85 mg/l NO ₂ (HR)	16 16	2 0.5	251994	24	-	-	-	-	●	●	-
TP NO ₂ -3 TP	0.002 - 0.300 mg/l NO ₂ -N 0.007 - 0.985 mg/l NO ₂	20, 28	25	251419	100	-	-	-	-	●	●	-
Nitrogen (total): see total nitrogen N _{ges}												
Organic acids (volatile)												
● 01749	50-3000 mg/l	round	0.5	252096	25	-	-	-	●	●	●	-
● / ■ 01809	50-3000 mg/l (100 °C, 15 min.)	16	0.5	252095	100	-	-	-	●	●	●	-
Oxygen capacity up to pH 4.3												
● / ■ 01758	KS _{4,3} 0.40 - 8.00 mmol/l 20 - 400 mg/l CaCO ₃	16	1	252087	120	-	-	-	●	●	●	●
Oxygen O₂												
● 14694	0.5 - 12.0 mg/l O ₂	16	-	250403	25	-	-	-	●	●	●	-
Ozone O₃												
■ 00607/1	0.010 - 4.00 mg/l O ₃	10, 20, 50, 16, 28	10	252016	200	-	-	-	●	●	●	-
■ 00607/2	0.010 - 4.00 mg/l O ₃	10, 20, 50, 16, 28	10	252054	1200	-	-	-	●	●	●	-
pH												
● 01744	pH 6.4 - 8.8	16	10	252050	280	-	✓	-	●	●	●	-
Phenol C₆H₅OH												
■ 00856	0.002 - 0.100 mg/l C ₆ H ₅ OH 0.025 - 5.00 mg/l C ₆ H ₅ OH	20 10, 20, 50	200 10	252058	50 250	-	✓	-	●	●	●	-
● 14551	0.10 - 2.50 mg/l C ₆ H ₅ OH	16	10	250412	25	-	✓	-	●	●	●	-
Phosphate PO₄												
● P6/25	0.05 - 5.00 mg/l PO ₄ -P 0.05 - 5.0 mg/l P _{ges} 0.2 - 15.3 mg/l PO ₄	16	5	252075	25	✓	✓	-	●	●	●	●

● = round cuvette test;
■ = reagent tests;

TC = cuvette test;
TP = powder test;

CC = CombiCheck;
SW = sea water;

ml = sample volume (photoLab®);

1) Ø 16, 28
□ 10, 20, 50

Model	Measurement range (max. specification)	Cuvette (mm)1) depending on photometer	ml	Order No.	Total	CC	SW	photoLab®			pHotoFlex®
								S6	S12	6000/7000	
● P7/25	0.5 - 25.0 mg/l PO ₄ -P 0.5 - 25.0 mg/l P _{ges} 1.5 - 76.7 mg/l PO ₄	16	1	252076	25	✓	✓	●	●	●	●
● 14546	0.5 - 25.0 mg/l PO ₄ -P 1.5 - 76.7 mg/l PO ₄	16	5	250413	25	✓	✓	●	●	●	●
● 00616	3.0 - 100.0 mg/l PO ₄ -P 9.0 - 307.0 mg/l PO ₄	16	0.2	252021	25	-	✓	●	●	●	●
■ 14848/1	0.005 - 5.00 mg/l PO ₄ -P 0.005 - 5.00 mg/l PO ₄ -P _{ges} 0.020 - 15.3 mg/l PO ₄	10, 20, 50, 16, 28	5	250446	420	✓	✓	-	●	●	●
■ 14848/2	0.005 - 5.00 mg/l PO ₄ -P 0.005 - 5.00 mg/l PO ₄ -P _{ges} 0.020 - 15.3 mg/l PO ₄	10, 20, 50, 16, 28	5	252086	220	✓	✓	-	●	●	●
■ 14842	0.5 - 30.0 mg/l PO ₄ -P 1.5 - 92.0 mg/l PO ₄	10, 20	5	250447	400	-	✓	-	●	●	-
■ 00798	1.0 - 100.0 mg/l PO ₄ -P 3.0 - 307.0 mg/l PO ₄	10, 16	8	252045	100	-	✓	-	●	●	●
TP PO ₄ -1 TP	0.007 - 0.800 mg/l PO ₄ -P 0.02 - 2.50 mg/l PO ₄	20, 28	10	251410	100	-	-	-	-	●	●
TC PO ₄ -2 TC	0.02 - 1.63 mg/l PO ₄ -P 0.06 - 5.00 mg/l PO ₄	16	5	251989	50	-	-	-	-	●	●
TC PO ₄ -3 TC	0.02 - 1.10 mg/l PO ₄ -P 0.02 - 1.10 mg/l P _{ges} (development, 100 °C) 0.06 - 3.37 mg/l PO ₄	16	5	251988	50	-	-	-	-	●	●
TC PO ₄ -4 TC	0.02 - 1.10 mg/l PO ₄ -P 0.02 - 1.10 mg/l P _{ges} (development, 100 °C) 0.06 - 3.37 mg/l PO ₄	16	5	251987	50	-	-	-	-	●	●
Potassium K											
● 14562	5.0 - 50.0 mg/l K	16	2	250407	25	-	✓	●	●	●	●
● 00615	30 - 300 mg/l K	16	0.5	252020	25	-	✓	●	●	●	●
Reagent-free COD Chemical Oxygen Demand with OptRF: see page 159											
SAC see reagent-free tests											
Silica: see silicon Si											
Silicon/silica Si											
■ 14794	0.005 - 5.00 mg/l Si 0.01 - 10.70 mg/l SiO ₂	10, 20, 50, 16, 28	5	250438	300	-	✓	-	●	●	●
■ 00857	0.5 - 500 mg/l Si 1.1 - 1070 mg/l SiO ₂	10, 16	4/0.5	252046	100	-	-	-	●	●	●
TP Si-1 TP (LR)	0.005 - 0.748 mg/l Si 0.01 - 1.60 SiO ₂	20, 28	10	251411	100	-	✓	-	-	●	●
TP Si-2 TP (HR)	0.3 - 46.7 mg/l Si 0.7 - 100 mg/l SiO ₂	20, 16, 28	10	251412	100	-	✓	-	-	●	●
TP Si-3 TP (HR)	0.5 - 93 mg/l Si 1 - 200 mg/l SiO ₂	20, 28	25	251422	100	-	✓	-	-	●	●
Silver Ag											
■ 14831	0.25 - 3.00 mg/l Ag	10, 20, 16	10	250448	100	-	-	-	●	●	●
(Total Ag: 100 °C oder 120 °C, 1 h) digestion reagents contained in test kit											
● = round cuvette test; TC = cuvette test; CC = CombiCheck; ml = sample volume (photoLab®); 1) Ø 16, 28 ■ = reagent tests; TP = powder test; SW = sea water; □ 10, 20, 50											

Multi-parameter

pH

ORP

ISE

Dissolved Oxygen

Conductivity

BOD/Respiration

Photometry

Turbidity

Software, Documentation

Model	Measurement range (max. specification)	Cuvette (mm) ¹⁾ depending on photometer	ml	Order No.	Total	CC	SW	photoLab®			pHotoFlex®
								S6	S12	6000/7000	
Zinc Zn											
● 00861	0.025 - 1.000 mg/l Zn	16	2	252049	25	-	-	●	●	●	●
● 14566	0.20 - 5.00 mg/l Zn	16	0.5	250417	25	✓	-	●	●	●	●
■ 14832	0.05 - 2.50 mg/l Zn	10	5	250451	90	-	-	-	●	●	-
06146	Extraction agent, required (zinc reagent 6)			250452	180						
● = round cuvette test; ■ = reagent tests;		TC = cuvette test; TP = powder test;	CC = CombiCheck; SW = sea water;	ml = sample volume (photoLab®);		1) ∅ 16, 28 □ 10, 20, 50					

OptRF: optical reagent-free methods for COD, NO₃ and NO₂ measurements

The OptRF measurement of a liquid sample is based on a direct, spectral absorbance measurement in the UV range of 200 - 390 nm without the use of reagents. The measured spectrum is evaluated across the entire wavelength range. The concentration value calculation takes place automatically via complex algorithms and evaluation models saved as OptRF methods on the photometer. The OptRF methods available are specific for the respective measurement parameters and the application and/or measurement location.

The OptRF methods currently available have been developed and optimized for municipal wastewater treatment plant processes, and cover the following measurement parameters and measurement ranges in standard solutions:



Measurement parameters and areas of application

OptRF measurement methods	Parameter	Measurement range related to measurements in standards
3001 CODt_H_Outlet_10	COD _{total} ^a	2 - 75 mg/L
3002 CODs_H_Outlet_10	COD _{dissolved} ^b	2 - 75 mg/L
3003 NO3_H_Outlet_10	NO ₃ -N	0.1 - 3.0 mg/L
3004 NO2_H_Outlet_10	NO ₂ -N	0.1 - 4.0 mg/L

A user calibration can impact the borders of the measurement range for actual samples. OptRF methods can also be applied in samples with similar matrices, for example, certain surface waters. Other substances such as alcohols and sugar are not currently compatible with OptRF.

Test equipment

CombiCheck

CombiCheck solutions are ready-to-use multi-parameter standards. Every package contains a standard solution and an addition solution. Both solutions can be directly used, **without dilution**, for quality assurance.

- The standard solution ensures the accuracy of the results from the entire system: Work methods - analysis procedures - reagents - photometers.
- The addition solution allows you to check sample-dependent influences (MatrixCheck) through the measurement of the recovery rate and establishes the sample preparation necessary.

The maximum number of determinations with a CombiCheck standard solution depends on the test kit used. 280 determinations are always possible with the addition solution. Please take note of the instructions in the descriptions for the test kits!

Parameter	Concentration	Compatible test kit model	maximum number of determinations
Model 14676 CombiCheck 10			Order No. 250482
Ammonium	4.00 mg/l NH ₄ -N	A6/25 14558	90 90
Chloride	25.0 mg/l Cl	14730	90
COD	80 mg/l COD	C3/25 14540	30 30
Nitrate	2.5 mg/l NO ₃ -N	14556 14773	45 60
Phosphate	0.80 mg/l PO ₄ -P	P6/25 14543 14848	18 18 9
Sulphate	100 mg/l SO ₄	14548 14791 00617	18 40 48
Model 14675 CombiCheck 20			Order No. 250483
Ammonium	12.0 mg/l NH ₄ -N	14544	180
Chloride	60 mg/l Cl	14730	90
COD	750 mg/l COD	C4/25 14541	30 30
Nitrate	9.0 mg/l NO ₃ -N	N2/25 14542 14563 14773 14942 09713	90 60 90 60 60 180
Phosphate	8.0 mg/l PO ₄ -P	P7/25 14729	90 90
Sulphate	500 mg/l SO ₄	14564	90
Model 14695 CombiCheck 50			Order No. 250486
Ammonium	1.00 mg/l NH ₄ -N	14739 14752	19 19
Nitrogen	5.0 mg/l N _{ges}	14537 00613	9 9
COD	20.0 mg/l COD	14560	32

Parameter	Concentration	Compatible test kit model	maximum number of determinations
Model 14696 CombiCheck 60			Order no. 250487
COD	250 mg/l COD	14690 14895	48 48
Chloride	125 mg/l Cl	14897	96
Model 14689 CombiCheck 70			Order No. 250488
Ammonium	50.0 mg/l NH ₄ -N	14559 00683	950 480
COD	5,000 mg/l COD	14555	95
Nitrogen	50.0 mg/l N _{ges}	14763	95
Model 14738 CombiCheck 80			Order no. 250489
COD	1.500 mg/l COD	14691	48
Nitrate	25.0 mg/l NO ₃ -N	14764	190
Phosphate	15.0 mg/l PO ₄ -P	14729 P7/25	95 95
Model 18700 CombiCheck 90			Order No. 252501
Cadmium	0.250 mg/l Cd	01745 14834	9 19
Copper	2.00 mg/l Cu	14553 14767	19 19
Iron	1.00 mg/l Fe	14549 14761 00796	19 19 12
Manganese	1.00 mg/l Mn	14770 00816	9 13
Model 18701 CombiCheck 100			Order No. 252502
Aluminum	0.40 mg/l Al	00594 14825	16 19
Nickel	2.00 mg/l Ni	14554 14785	19 19
Lead	2.00 mg/l Pb	14833 09717	19 11
Zinc	0.75 mg/l Zn	00861 14832	9 19

Standard solutions

Parameter	Conc. [mg/l]	Amount [ml]	Model	Order no.
Aluminum	1000	500	SL Al 19770	250460
Ammonium	1000	500	SL NH ₄ 19812	250461
AOX	20	85 (8-16 tests)	AOX 00680	252026
BOD	210	10 Fl. for 10 x 1l	BOD 00718	252030
Boron	1000	500	SL B 19500	250463
Cadmium	1000	500	SL Cd 19777	250464
Calcium	1000	500	SL Ca 19778	250465
Chloride	1000	500	SL Cl 19897	250466
Chromate	1000	500	SL CrO ₃ 19780	250468
Chrome	1000	500	SL Cr 19779	250467
COD 100	100	100	SL COD 100	252450
COD 1500	400	30	SL COD 400	252451
Copper	1000	500	SL Cu 19786	250473
Flouride	1000	500	SL F 19814	250470
Iron	1000	500	SL Fe 19781	250469
Lead	1000	500	SL Pb 19776	250462
Manganese	1000	500	SL Mn 19789	250474
Nickel	1000	500	SL Ni 19792	250475
Nitrate	1000	500	SL NO ₃ 19811	250476
Nitrite	1000	500	SL NO ₂ 19899	250477
Phosphate	1000	500	SL PO ₄ 19898	250478
Potassium	1000	500	SL K 70230	252471
Silica (silicon)	1000	500	SL Si 70236	252472
Silver	1000	500	SL Ag 19797	250479
Sulphate	1000	500	SL SO ₄ 19813	250480
TOC	1000	100	SL TOC 09017	250499
Zinc	1000	500	SL Zn 19806	250481

List of the standard solutions that required regular fresh preparation due to limited stability:

- free chlorine
- bound chlorine
- formaldehyde
- hydrazine
- hydrogen sulfide
- phenol
- silicon
- sulfide
- sulphate
- anionic tensides
- hydrogen peroxide

Order information: Test equipment

Model	Description	Order No.
PhotoCheck 14693*	Test equipment for photoLab®	250490
PipeCheck 14962	Test equipment for pipette volumes	250498

*) also for pHOtoFlex upon request

PhotoCheck

AQA/IQC: comprehensive test equipment for the measurement's optics and linearity!

The stable color solutions facilitate the checking of the filter and the wavelength settings 445 nm/446 nm, 520 nm/525 nm and 690 nm.

With four solutions per wavelength, the accuracy of the wavelength settings and the linearity of the absorbance measurement are checked. The check takes place quickly and easily via a simple menu-guided function.

PipeCheck

Test equipment for the right pipette volume!

The use of the pipette to be tested leads to the dilution of the relevant test solution with dist. water and compares the absorbance of the diluted solution with the absorbance of a reference solution. Pipettes with variations in volume of more than 2.5% are identified as defective.



General instructions

- **Certificates** for test kits marked ■ (coded reagent tests) and ● (coded round cuvette tests) can be found on our homepage at www.WTW.com.
- **Storage:** If not stated otherwise, the test kit can be stored at +15 °C to +25 °C .
- We recommend regularly checking reagents and photometers, for example, with **PhotoCheck** and **CombiCheck**.
- Coded round cuvette tests are marked with ●. The external diameter of the cuvette is 16 mm. The round cuvette tests are quick tests with just one measurement range.
- Coded reagent tests are marked with ■. The measurement range specification is based on the total usable measurement range without pre-dilution of the sample and generally includes one (rectangular) cuvette switch.
- All reagent tests require a reaction vessel or RK 14/25 empty cuvettes and rectangular cuvettes.
- Not all cuvette types are recognized for the use of single-use cuvettes; We recommend the use of PMMA cuvettes (250 607).
- The labels "TC" and "TP" stand for test kits suitable for pHotoFlex® without a lot certificate. TCs are round cuvette tests in 16 mm cuvettes, TPs are powder tests and are measured depending on the measurement range in round cuvettes with external diameters of 28 or 16 mm..
- Round cuvettes are not suitable for multiple use.
- For some tests the measurement ranges are provided in a second citation form, for example, nitrate as nitrate (NO₃) and as nitrate nitrogen (NO₃-N). Further dimensions and citations forms which can be adjusted can be found in the operating manual for the photometer in use.
- Tests that require a **digestion** , for example, COD, are labeled with the digestion temperature and length (e.g. 148°C, 2 h). The WTW thermoreactors offer suitable programs for this purpose. For digestion, there are crack sets for heavy metals and total nitrogen (*see price list*).
- The current **analysis regulations** are contained in the respective packaging.

The information for DIN/ISO/EN/US EPA and precise measurement ranges for the photometer models can be found in the price list.

Reagent-free tests

% transmission

0 - 100% T, 10, 20 and 50 mm cuvettes (self absorption).

Absorbance

Absorbance is proportionally connected with the concentration of a substance held in water as per the Beer Lambert Law $E = \varepsilon(\lambda) \cdot c \cdot d$. The proportionality constant $\varepsilon(\lambda)$ depends on wavelength. These constants and further data, which are required for the determination of the substance contained in water, are stored as method data in modern photometers. The basic measurement size, however, is and remains the absorbance.

Coloring (EN ISO 7887: 1994)

If pure water is viewed under directly transmitted light from a viewpoint of several meters away, it appears to be colored light blue. This coloring can change to a variety of colors in the presence of impurities. Natural waters are usually colored yellowish-brown by iron or clay particles, or by humic substances. (A green coloring may be caused by algae). The "real" coloring of a water sample can be determined following filtration through a 0.45 µm filter.

Usually most yellowish-brown-colored waters and runoff from communal wastewater treatment plants can be measured at 436 nm. The runoff from industrial wastewater treatment plants does not show any steep or pronounced absorbance maximum. To investigate these waters, they must

be measured at 436 nm (quicksilver line), while the other two measuring wavelengths of 525 nm and 620 nm can only deviate slightly from these wavelengths based on the filter used. The standard allows for discontinuous filter photometer measurements with spectral bandwidths from < 20 nm for measurements at 436 nm, 535 nm and 620 nm. Photometers with 445 nm- and 520 nm-interference filters with a bandwidth of 10 nm are therefore also suitable, for example. A spectrophotometer is required for comparison with the standard.

The result is provided in m^{-1} with the additional display of the measurement wavelengths and the spectral bandwidth, the water temperature, and the pH value. In some publications the result is also provided in CIT (color index transparency), which is identical to the result in m^{-1} . (DIN ISO 6271: 1988)

Clear liquids: Determination of the color index with the Platinum-Cobalt Scale (Hazen Color Index, APHA Color Index).

Spectrophotometers for the measurement of the stock solution with 430 nm, 455 nm, 480 nm and 510 nm are listed as suitable photometers. The actual measurement takes place as per the standard with a color comparison device enabling a visual comparison.

Chrome bath

Reagent-free measurement of the self-coloring of a galvanizing bath: Pipette in a 5 ml sample to a 100 ml graduated cuvette, fill up to the mark with distilled water and mix well. Pipette in 4 ml of the diluted sample to a 100 ml graduated cuvette, fill up with distilled water and mix well. Add 5 ml of the 1:500-diluted sample to a glass with a screw top, add 5 ml 40% sulfuric acid. Seal the glass and mix the contents well. Decant into a rectangular cell for measurement

Nickel bath

Reagent-free measurement of the self-coloring of a galvanizing bath: Fill a 5 ml sample with 5 ml 40% sulfuric acid in a round cuvette, seal and mix. Decant into a rectangular cell for measurement

Copper bath

Reagent-free measurement of the self-coloring of a galvanizing bath: Add a 25 ml sample to a 100 ml

graduated cuvette, fill up to the mark with distilled water and mix well. Add 5 ml of the diluted sample to a glass with a screw top, add 5 ml 40% sulfuric acid. Seal the glass and mix the contents well. Decant into a rectangular cell for measurement

SAC - spectral absorption coefficient

The spectral absorption coefficient is generally designated as SAC (unit 1/m) and photometrically determined as the sum of the dissolved organic substances contained in the water. In the area of drinking water, the SAC is usually measured at a wavelength of 436 nm, and at 254 nm in the wastewater sector. In doing so, differentiation must be made between clear and turbid samples. To be noted as a limitation is the fact that this summary determination can only be sensibly applied if the qualitative composition of the substances contained in the water does not significantly change. SAC methods are available in the photoLab® 6000/7000 Series.

Further application methods for photoLab® 6000/7000

Application methods are photometric procedures usually based on completed test kits and which usually require multi-level steps. The selection of application methods is carried out manually via the input of the method number. A complete list of the programmed procedures can be found in the photometer's analysis regulations.

- ADMI color measurement
- Chlorophyll-a as per DIN
- Chlorophyll-a as per ASTM
- Chlorophyll-a, -b, -c as per ASTM
- Glucose
- TSS (total suspended solids)